


# HASLER

## WJ135, WJ180, WJ215 – January 2010 USPS Rate Change – Loading Rates

To install the January 2010 USPS Rate Change on the WJ135, WJ180, WJ215:

1. Press the **LOCK** button.



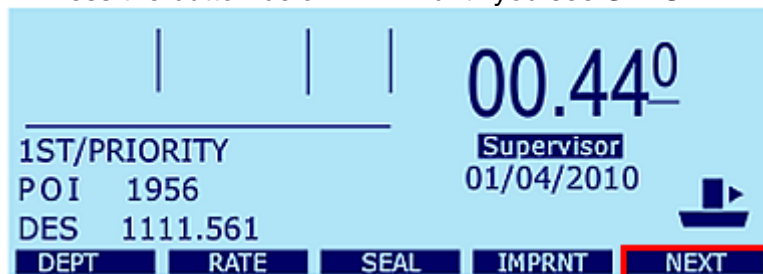
2. Press the button below **SUPERV.**



3. Enter the Supervisor Pin Number, **9430**. Press the **OK** button.



4. Press the button below **NEXT** until you see **SETUP**.



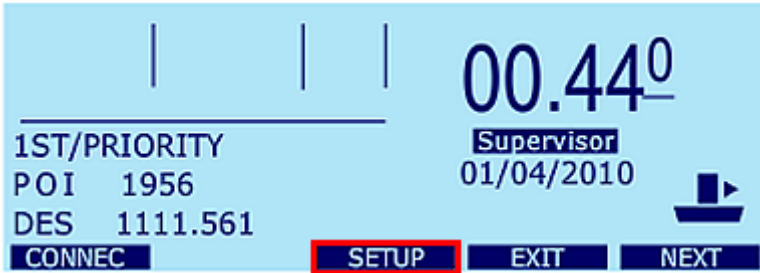
© 2009 Neopost USA Inc. All rights reserved.

No part of this document may be reproduced or distributed in any form or by any means without the express written permission of an authorized representative of Neopost USA. This document and all information contained herein are confidential and may only be disclosed as necessary to support customer use of the equipment.

### Limitations of this Document

The information presented herein is subject to change. Neopost USA Inc. ASSUMES NO LIABILITY WHATSOEVER FOR ANY LOSSES OR DAMAGES RESULTING FROM USE OF THIS INFORMATION.

5. Press the button below **SETUP**.

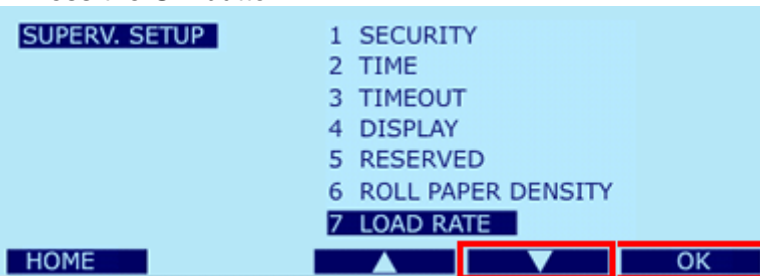


6. Using the down arrow, select **Option 7, LOAD RATE**.

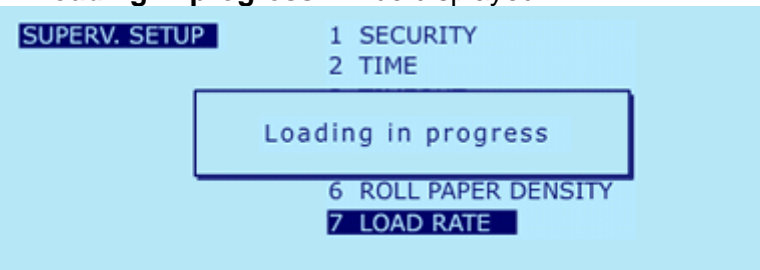
- Insert the rate card with the model number facing up into the slot on the side of the mailing machine.
- If the rate card is not inserted properly, the following error message will be displayed:

**“E102 Waiting for memory card, insert and retry.”**

- Press the **OK** button.

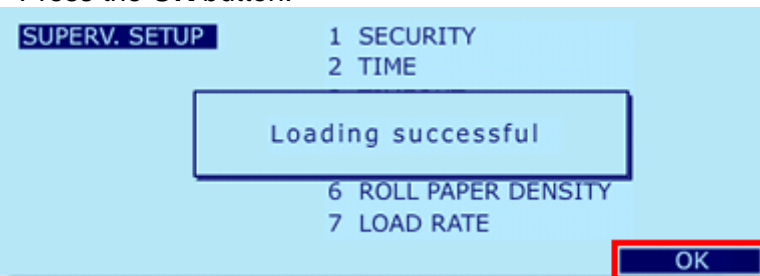


7. **Loading in progress** will be displayed.



8. Once the new rates have been loaded, **Loading successful** will be displayed.

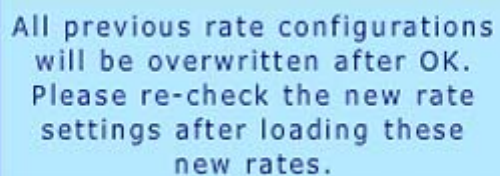
- Press the **OK** button.



9. Remove the rate card.

- Press the **LOCK** button to return to the main screen.
- The new rates will not become active until the USPS effective date of January 4th, 2010.

10. On the effective rate change date, the screen will display:



All previous rate configurations  
will be overwritten after OK.  
Please re-check the new rate  
settings after loading these  
new rates.

- Select **OK** after this statement. If you do not, the new rates will not become active.

**11. Load the new rates only once.**

- Loading the rates more than once will delete the current rates.
- If you have any questions, please wait until the rate change date to reload the rates.