



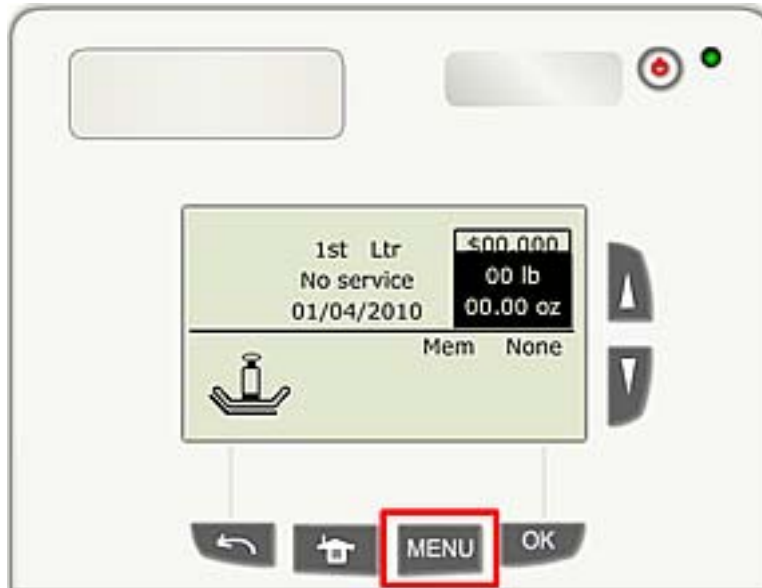
IS-420, IS-440 – Loading Rates

The following conditions must be met before loading rates:

- The customer must have a rate protection contract.
- The machine must be declared.

Loading Rates

1. Press the “**MENU**” button.



2. Press the down arrow button until “**Online Services**” is highlighted.
- Press the “**OK**” button.

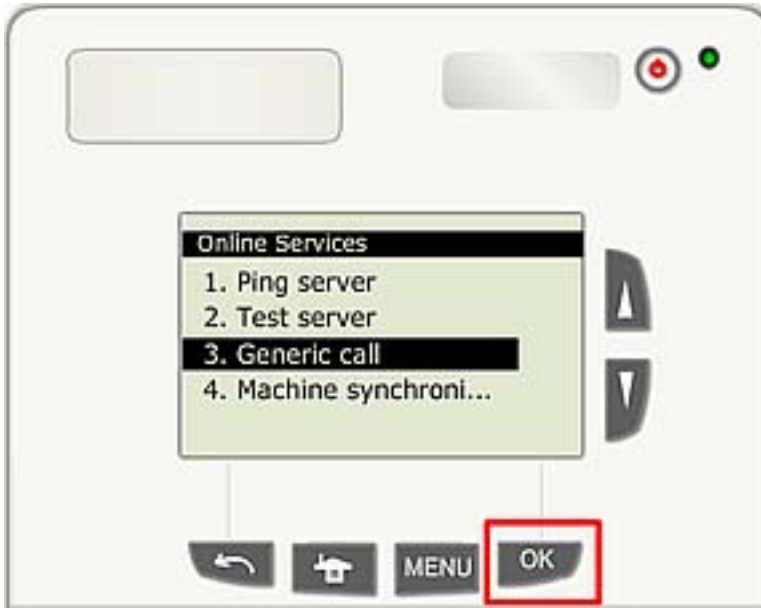


© 2009 Neopost USA Inc. All rights reserved. No part of this document may be reproduced or distributed in any form or by any means without the express written permission of an authorized representative of Neopost USA. This document and all information contained herein are confidential and may only be disclosed as necessary to support customer use of the equipment.

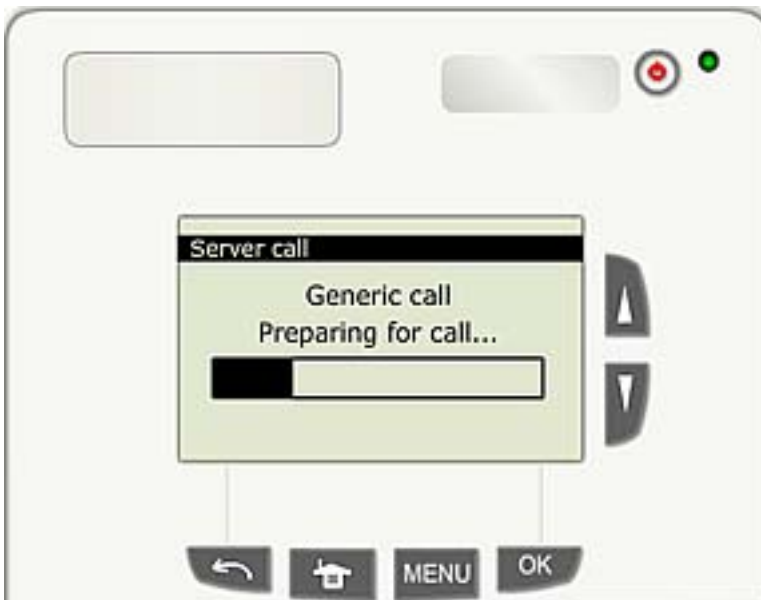
Limitations of this Document

The information presented herein is subject to change. Neopost USA Inc. ASSUMES NO LIABILITY WHATSOEVER FOR ANY LOSSES OR DAMAGES RESULTING FROM USE OF THIS INFORMATION.

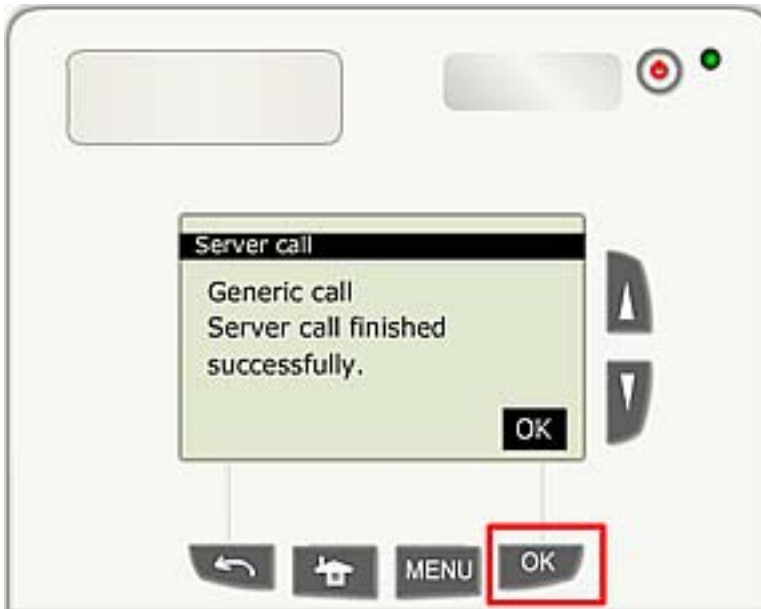
3. Press the down arrow button until “**Generic call**” is highlighted.
- Press the “**OK**” button.



4. The Generic Call consists of:
 - Preparing for the call
 - Dialing the call
 - Transaction in progress**DO NOT INTERRUPT THIS PROCESS.**



5. The Generic Call finished and the rates loaded successfully.
- Press the “**OK**” button.



6. Press the “**BACK**” button several times until the homescreen is displayed.

