



## IJ-35, IJ-45 – January 2010 USPS Rate Change - Loading Rates

To install the January 2010 USPS Rate Change on the IJ-35, IJ-45:

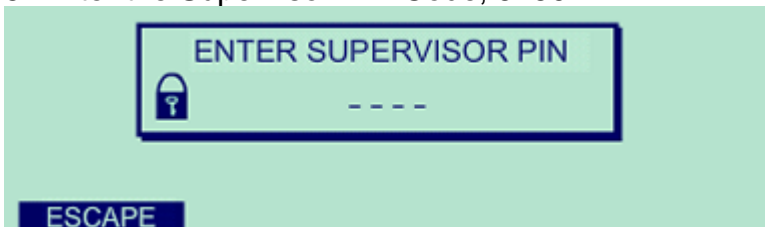
1. Press the **LOCK** button.



2. Press the button below **SUPERVIS.**



3. Enter the Supervisor PIN Code, **9430**.



4. Using the down arrow button, select **Option 4, LOAD FROM MEMORY CARD**.  
- Press **OK**.



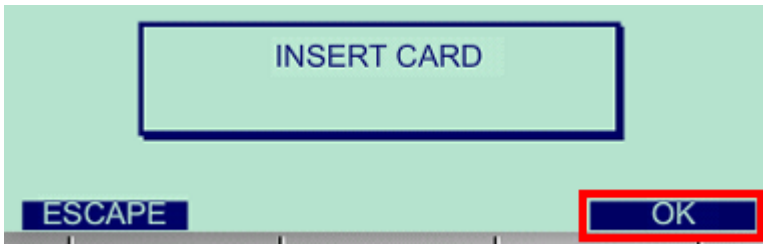
© 2010 Neopost USA Inc. All rights reserved.

No part of this document may be reproduced or distributed in any form or by any means without the express written permission of an authorized representative of Neopost USA. This document and all information contained herein are confidential and may only be disclosed as necessary to support customer use of the equipment.

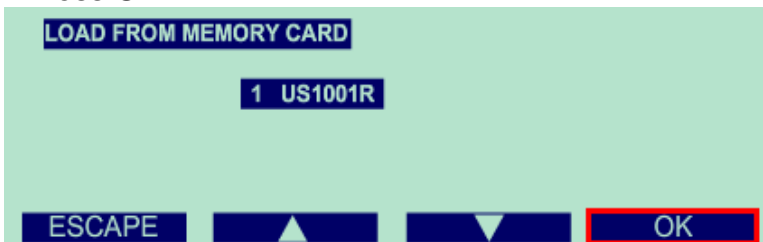
### Limitations of this Document

The information presented herein is subject to change. Neopost USA Inc. ASSUMES NO LIABILITY WHATSOEVER FOR ANY LOSSES OR DAMAGES RESULTING FROM USE OF THIS INFORMATION.

5. Insert the memory card with the model numbers facing up into the slot on the side of the machine.  
- Press **OK**.



6. **LOAD FROM MEMORY CARD** and the rate to be loaded will display on the screen.  
- The new rate, **US1001R**, will be displayed on the screen  
- Press **OK**.

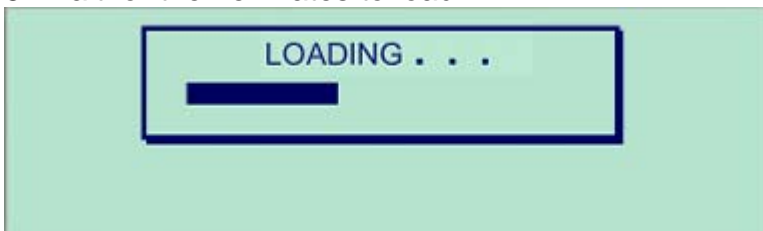


7. The mailing machine will prompt to replace the previous rate file.  
- Ensure that the oldest rate file, **US0901R**, is selected.  
- Press **OK**.

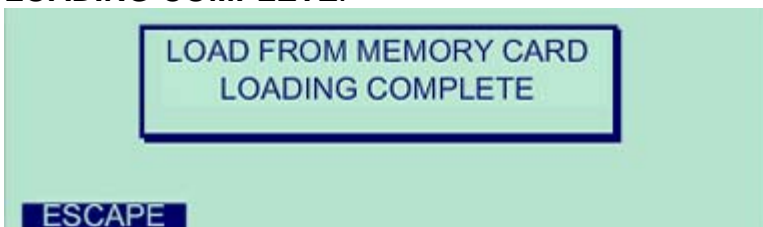


\*Some mailing machines do not display this screen.

8. Wait for the new rates to load.



9. Once the loading is finished, the base will display **LOAD FROM MEMORY CARD**  
**LOADING COMPLETE**.



10. The new rates have been successfully loaded.
- Remove the Rate Card from the base.
  - Press the **LOCK** button to return to the main screen.



11. The new rates will not become active until the USPS effective date of January 4th, 2010.

**The Default Postage Value may need to be changed after the rates are active.  
This change should be made on January 4th, 2010.**